

BluePrince 2.8.14.2 - Release Notes

Release Date	Dec 01, 2015
---------------------	--------------

We are pleased to announce the release of BluePrince 2.8.14.2. This release contains several enhancements and product fixes.

Before upgrading to this version of BluePrince, the Supported Technologies section at the end of this document needs to be **reviewed** and compared with your infrastructure. Some older versions and some newer versions of the technologies **may not be supported** by this version of BluePrince.









Additional details on End of Support timelines are now provided in the Supported Technologies section, as indicated by this icon.



Table of Contents

Table of Contents	2
Symbol Legend.....	3
General.....	3
Form Designer Letter Editor	5
Code Enforcement	6
Permits and Inspections.....	6
Property Information.....	7
Service Requests	7
Contractor Bundle (license required).....	7
Wireless Inspections	8
Planning & Zoning Module.....	9
Information and Feedback.....	9








Symbol Legend

	Significant change.
	New or enhanced functionality.
	Defect that has been fixed.
	Clarification of behavior.
	Database schema changes have been made that may affect custom reports.
	Additional details on End of Support timelines.




General

Description	ID
 Additional Canadian Tweaks. Has Canadian Addressing tweaks which allow for non-US zip codes and Provinces and Territories are now incorporated. Now records properly	2.8.14.32
 BluePrince Client installer now needs to be installed to C:\CityView\BluePrince. This will allow BluePrince to work correctly on the latest version of Windows. BluePrince needs to access a local BluePrince.ini file to set the display settings and connect to the database. The old install directory of Program Files and Program Files (x86) on the latest version of Windows will not allow software to explicitly call a local ini file without elevated privileges. <p>This was causing the software to be run as Administrator more often than not if the user account on the domain was not given more rights / admin rights. Some customers do not allow for this kind of access so installing in a different directory allows the software to call it's local configuration file without running as administrator. This is now Default with the installer</p>	2.8.14.2







Form Designer / Letter Editor

Description	ID
 <<PropertyParcel>> now pulls Parcel Number instead of PIN Number.	2.8.14.2
 <<RespPersonAddress>> now pulls Responsible Party Address instead of Property Address.	2.8.14.2
 {PermitStatus} added to {BP} variable list for use.	2.8.14.2
 {ContractorEmailAddr} added to {BP} variable list for use.	2.8.14.2
 {ContractorFax} added to {BP} variable list for use.	2.8.14.2
 {OwnerFax} and {OwnerEmailAddr} added to {BP} variable list for use.	2.8.14.2
 {ApplicantFax} and {ApplicantEmailAddr} added to {BP} variable list for use.	2.8.14.2



Code Enforcement

Description	ID
  Altered bug with viewing of certain tables	2.8.14.2
 Added Owner Variable fixes	2.8.14.2


Permits and Inspections

Description	ID
  When creating a Permit or Project, if a Property is on a 'Soft Hold' an Alert box will be thrown to notify the user the Property they are about to use on the New Permit or Project has a Soft Hold placed on it. Added additional notification to this feature as an alert in Tasks Helps by flagging properties before a Permit or Project is created. If User wants to put Properties on a Soft Hold, must be enabled per user accounts. BlueConfig > [+] User Accounts > Access Control	2.8.14.2
  Added Debit as an option to Invoicing	2.8.14.2
  Added auto generation of licensing number	




Property Information

Description	ID
  <p>Allows for use of Provinces and Territories now as well as States in the US. Zip code can now handle Canadian zip codes. (Made this field wider)</p>	2.8.14.2







Service Requests

Description	ID
 <p>Now Compatible with SQL Server 2012 and 2014.</p>	2.8.12.32







Contractor Bundle (license required)

Description	ID
 <p>BuildingDepartment.com Sign-Up now includes Canada Jurisdictions(Updated the second map)</p>	2.8.14.2
  <p>Load All Properties should work when at least ONE permit exists per the contractor's perco record.</p>	2.8.14.2
<p>Added additional Payment processor functionality. SC.Gov is now an available payment processor</p>	2.8.14.2

Wireless Inspections

Description	ID
 BDept.com has been re-branded to remove BUILDERadius items.	
 OwnerName is populated on Inspection Entry Form	
 Bdept.com Email Forms from the field – This is done from the Results page	
 Email of forms goes to both owner and primary contractor associated in BluePrince	
	
 BDept.com > Manual Inspection Entry allows Result Field to be BLANK [by choosing Result Option] on Inspection Entry Form. Before choosing would result in WebRequests getting stopped by BlueFootService. Now, it allows a user to create a manual inspection without posting a result.	

Planning & Zoning Module

Description	ID
	
	
	
	
	
	

Information and Feedback

Please contact us with any questions or comments regarding CityView products.

Contact Information:

- bpsupport@harriscomputer.com
- [BluePrince Customer Support](#)
- Toll-Free 1-888-592-5336 Option 1